

Billionaire Secrets

# The World's Most Innovative Companies

## The List

[Spreadsheet](#)

[Reprints](#)

[Logo Licensing](#)








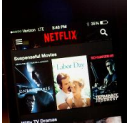
Filter list by:

**Rank**

**Company**

All regions ▼ All industries ▼



	Rank	Company	Country	12-Month Sales Growth	Innovation Premium*
	#1	ServiceNow	United States	39.02%	89.22%
	#2	Workday	United States	36.07%	82.84%
	#3	Salesforce.com	United States	24.88%	82.27%
	#4	Tesla	United States	67.98%	78.27%
	#5	Amazon.com	United States	30.8%	77.4%
	#6	Netflix	United States	32.41%	71.23%



#7

Incyte

United States

38.93%

70.59%



#8

Hindustan Unilever

India

11.49%

67.2%



#9

Naver

South Korea

19.36%

64.62%



#10

Facebook

United States

47.09%

64.42%



#11

Monster Beverage

United States

10.67%

64.26%



#12

Unilever Indonesia

Indonesia

2.25%

63.91%



#13

Adobe Systems

United States

24.56%

62.38%



#14

Celltrion

South Korea

45.25%

62.3%



#15

Autodesk

United States

1.33%

62.04%



**#16** Regeneron Pharmaceuticals

United States

20.82%

61.11%



**#17** Vertex Pharmaceuticals

United States

46.2%

60.93%



**#18** Amorepacific

South Korea

-6.86%

60.81%



**#19** AmerisourceBergen

United States

4.29%

58.69%



**#20** Illumina

United States

14.74%

58.33%



**#21** Marriott International

United States

34.1%

58.15%



**#22** Alexion Pharmaceuticals

United States

17.32%

58.04%



**#23** CP All

Thailand

12.67%

57.32%












**#24** Red Hat

United States

21.09%

56.93%

	<b>#25</b> Tencent Holdings	China	53.83%	56.77%
	<b>#26</b> FleetCor Technologies	United States	22.82%	56.5%
	<b>#27</b> LG Household & Health Care	South Korea	5.6%	55.26%
	<b>#28</b> Ctrip.com International	China	37.18%	53.55%
	<b>#29</b> Hermès International	France	8.77%	52.38%
	<b>#30</b> Starbucks	United States	5.03%	50.77%
	<b>#31</b> Align Technology	United States	36.44%	50.58%
	<b>#32</b> Fast Retailing	Japan	6.75%	50.57%
	<b>#33</b> Ihs Markit	United Kingdom	31.63%	50.4%



#34 Expedia

United States

14.66%

49.82%



#35 Sirius XM Radio

United States

8.13%

48.9%



#36 Visa

United States

21.72%

48.44%

#37 Anheuser-Busch InBev

Belgium

24.01%

47.64%

#38 Keyence

Japan

24.73%

47.5%

#39 Bard

United States

-

46.8%



#40 Oriental Land

Japan

-1.98%

46.28%

#41 Molson Coors Brewing

United States

125.24%

46.07%

#42 Booking Holdings

United States

18.04%

45.35%
























#43 China Molybdenum

China






248.24%

45.27%

	#44	Intuitive Surgical	United States	15.84%	45.18%
	#45	Baidu	China	18.17%	45.15%
	#46	Mastercard	United States	15.97%	44.31%
	#47	Falabella	Chile	8.81%	44.09%
	#48	Dassault Systemes	France	7.72%	43.76%
	#49	General Mills	United States	-5.7%	43.28%
	#49	Roper Technologies	United States	21.57%	43.28%
	#51	Intuit	United States	10.29%	43.17%
	#52	Essilor International	France	7.34%	43.16%
	#53	Coca-Cola	United States	-15.38%	42.73%
	#54	Inditex	Spain	12.3%	42.64%


 Edwards	#55	Edwards Lifesciences	United States	15.91%	42.13%
	#56	Reckitt Benckiser Group	United Kingdom	15.9%	41.83%
	#57	Experian	Ireland	7.54%	41.8%
	#58	Constellation Brands	United States	3.49%	41.75%
	#59	Kone	Finland	3.8%	41.7%
	#60	Brown-Forman	United States	-2.51%	41.69%
	#61	Luxottica Group	Italy	2.77%	41.54%
	#62	Mondelēz International	United States	-0.1%	41.28%
	#63	Compass Group	United Kingdom	2.75%	41.25%
	#64	Jiangsu Hengrui Medicine	China	22.59%	41.12%
	#65	Boston Scientific	United States	7.89%	40.96%










	#65	Procter & Gamble	United States	-0.37%	40.96%
	#67	PepsiCo	United States	1.15%	40.74%
	#68	Cerner	United States	7.21%	40.56%
	#69	Yahoo Japan	Japan	2.68%	40.38%
	#70	Unilever	Netherlands	3.9%	39.62%

	#71	Colgate-Palmolive	United States	1.7%	39.61%
---	-----	-------------------	---------------	------	--------

	#72	Sodexo	France	1.13%	39.59%
---	-----	--------	--------	-------	--------

	#72	United Parcel Service	United States	8.82%	39.59%
---	-----	-----------------------	---------------	-------	--------



 #74 Cielo	Brazil	2.97%	39.16%
 #75 ASML Holding	Netherlands	35.85%	39.08%
 #76 Paychex	United States	6.75%	38.55%
 #77 Clorox	United States	3.68%	38.22%
 #78 Assa Abloy	Sweden	7.03%	38.14%
 #79 Alphabet	United States	23.73%	37.91%
 #80 Nidec	Japan	21.23%	37.77%

## Inside Forbes



The 10 Biggest Fintech Companies In America



PODCAST: Why Cristiano Ronaldo Is The World's Highest-Earning Athlete



2017 Grateful Grads Index: Top 200 Best-Loved Colleges

These unicorns are forever changing the way we interact with money.



Full List: The World's Highest-Paid Actors And Actresses 2017



Meet The Richest Self-Made Women On Wall Street 2017

BILLIONAIRES INNOVATION LEADERSHIP MONEY CONSUMER INDUSTRY LIFESTYLE

### Conferences

- 2019 Shook/Top Advisor Summit
- 2019 #BoardForward Awards
- 2019 U30 Global
- 2019 CIO Summit
- 2019 Philanthropy Summit
- 2019 Women's Summit
- 2019 CIO Summit Europe
- 2019 AgTech Summit
- 2019 Under 30 Summit
- 2019 CMO Summit
- 2019 CMO Summit Europe
- 2019 Healthcare Summit

### Newsletters

- Forbes Investor
- Forbes Billionaire's Portfolio
- Forbes Real Estate Investor
- Special Situation Survey
- Forbes Dividend Investor
- Forbes Premium Income Report
- Forbes CryptoAsset & Blockchain Advisor
- Investing Newsletters

### Products

- Forbes Magazine
- Forbes Marketplace
- ForbesSpeakers
- ForbesBooks
- Forbes Insights
- Forbes Custom
- Reprints, Permissions & Licensing
- Forbes Newsfeeds
- Forbes8

### Company Info

- Advertise
- Forbes Careers
- Forbes Press Room
- Forbes Quote of the Day
- Contact Us
- Sitemap
- Send Us Feedback
- Share a News Tip with Forbes
- Forbes Real-Time

### Forbes Councils

- Forbes Technology Council
- Forbes Agency Council
- Forbes Coaches Council
- Forbes Nonprofit Council
- Forbes Business Development Council
- Forbes Communications Council
- Forbes Human Resources Council
- Forbes Real Estate Council
- Forbes Finance Council
- Forbes New York Business Council
- Forbes Los Angeles Business Council
- Forbes Boston Business Council
- Forbes Dallas Business Council
- Forbes Chicago Business Council
- Forbes San Francisco Business Council

### Education

- Forbes School of Business & Technology at Ashford University
- Learn@Forbes Online Courses



2 Free Issues | Subscriber Services | Gift Subscription

- |                    |                  |
|--------------------|------------------|
| Forbes Georgia     | Forbes Romania   |
| Forbes Brazil      | Forbes Russia    |
| Forbes China       | Forbes Spain     |
| Forbes Czech       | Forbes Thailand  |
| Forbes France      | Forbes Vietnam   |
| Forbes Hungary     | Forbes Argentina |
| Forbes India       | Forbes Austria   |
| Forbes Israel      | Forbes Finland   |
| Forbes Japan       | Forbes Slovakia  |
| Forbes Kazakhstan  | Forbes Greece    |
| Forbes Mexico      | Forbes Africa    |
| Forbes Middle East | Forbes Italy     |
| Forbes Poland      | Forbes Afrique   |

